

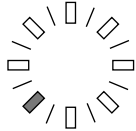


# Flanged Bearing Cover Request Sheet

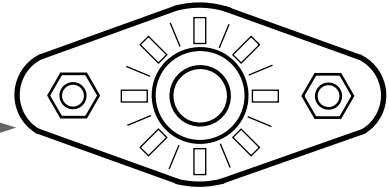
Select a bearing shape:

Note the position of any grease fittings by marking a box in the bearing drawing.

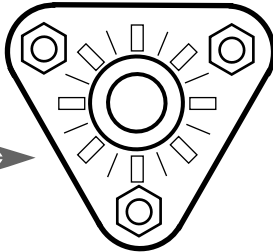
Example:



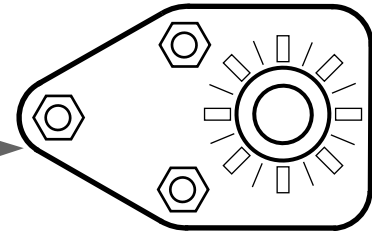
2 Bolt




3 Bolt



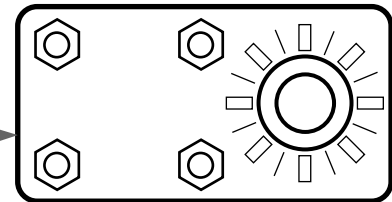
3 Bolt Offset



4 Bolt



4 Bolt Offset



Use the second sheet for dimensions.

## Contact Information

Company:

Name:

Contact email:

Contact phone:

Email or Fax this sheet to:



**Machine Guard & Cover Co.**

6187 136th Avenue  
Holland, MI 49424

Phone: 888-482-7371

Fax: 877-482-7313

office@machineguard.com


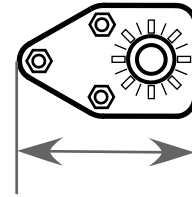
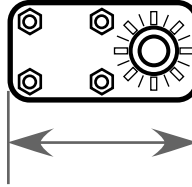
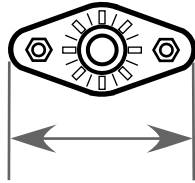
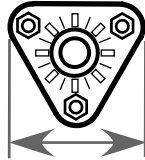
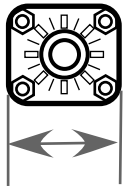


# Flanged Bearing Cover Request Sheet


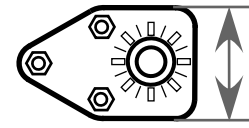
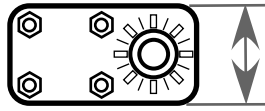
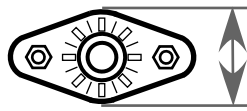
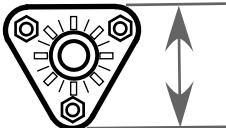
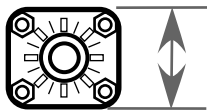
Area To Be Covered:

---


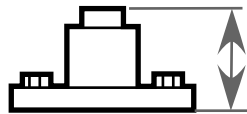
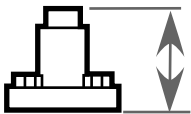
Supply information for your part in the 3 circles:



Longest Dimension



Widest Dimension



Highest Point

Other Features:

*Include a manufacturer & part number if available:*

*Add a picture of the installed bearing if possible:*